



DIMANCO LTD

WATER - INDUSTRIAL - FOOD - CLINICAL  
MICROBIOLOGICAL SOLUTIONS



# DIPSLIDE & MICROBIAL TEST KIT

PRODUCT CATALOGUE

BACTERIAL & FUNGAL

# ABOUT US

We are recognised as the leading manufacturer of dipslides for general purpose, food, water, industrial, dental hygiene and medical microbiological monitoring and surveillance. Our extensive range of high-quality dipslides are designed with accuracy and reliability in mind, giving you the confidence to actively monitor your hygiene standards regularly in accordance with quality regulations and government guidance.

Our team focus on providing the highest quality of dipslides for all your microbial testing needs. With over 35 years specialising in the manufacture of microbiological dipslides, we are highly experienced in the dipslide field. Working to ISO 9001:2015 QMS and taking great pride in conforming to multiple international standards, such as ISO 11133:2015 and ISO 18593:2018, we can provide our customers with reassurance and reliability in the quality of our products.

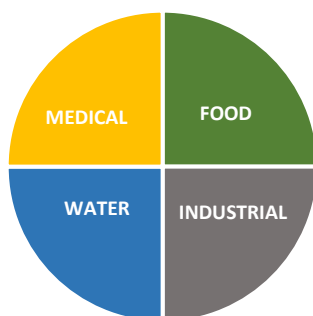
Manufacturing between 17,000-20,000 dipslides each day, we take great pride in our ability to handle the whole manufacturing process in house, allowing the technical team to closely monitor and continuously improve the quality of our products. Our production process begins with plastic moulding of the dipslide casing and paddle prior to sterilisation. The sterilised, moulded dipslides are then poured with the highest quality of specialised culture media, within our class 7 cleanrooms. Internal quality control performance testing and quarantine processes then begin for every single batch produced. Once batches have passed this stage, 100% of the dipslides produced are visually inspected for any discrepancies prior to transporting to our packaging department for shipping to your door.

With a comprehensive range of over 64 variations of microbiological dipslides, we can fulfil all of your testing requirements from selective bacterial detection of target microorganisms specifically, to broad, non-selective surveillance of bacterial and fungal isolates. Allowing you to efficiently monitor your hygiene standards with confidence. We are proud to supply our dipslides to a variety of market industries including the food, water, industrial, dental and medical industries. Not only do we have an extensive range already in place, here at Dimanco Ltd. we also offer the possibility of custom dipslide manufacturing for our customers to fulfil specific culture media requirements. \*

Within this catalogue you can find further information about our extensive range of dipslide products and their detection abilities for all of your hygiene requirements.

\*subject to availability and order quantities.

## Our Popular Market Industries



# NON-SELECTIVE DIPSLIDES

Non-selective dipslides offer a broad range of detection that can recover a large selection of bacterial and fungal organisms. Compatible for use in general purpose, food, water, industrial and healthcare sectors for the monitoring and screening of environmental samples. Available both with and without disinfectant neutraliser and red spot dye supplements, to ensure the maximum interpretation and recovery of potential organisms present in each sample.



## SELECTIVE DIPSLIDES

Our selective dipslides are considered more specialised, which focus on the detection of specific organisms of interest by inhibiting the growth of other potential contaminants that may hide or overrule target organisms of concern.

This allows your investigations to be more thorough, ensuring that your test is far more specific to the job at hand. These can again be used within any industry (food, water, industrial & healthcare). Examples of microorganisms detectable with our selective dipslides include;

- *Listeria monocytogenes*
- *Pseudomonas aeruginosa*
- *Staphylococcus aureus*
- *Escherichia coli*
- Enterobacteriaceae

# MICROBIAL TEST KITS

Our Microbial Test Kit range offers users the ability to test for bacterial contamination responsible for microbial induced corrosion on site without delay. Our range of microbial test kits are designed to semi-quantitatively detect Sulphate Reducing Bacteria and Nitrite Reducing Bacteria, indicated clearly by a colour change in the culture media.



# OUR NON-SELECTIVE RANGE

## Rose Bengal Chloramphenicol Agar

BRB2 dipslides are fast becoming the industry standard for detecting yeasts and moulds quickly and efficiently. Each dipslide features Rose Bengal Chloramphenicol Agar on both sides for a greater recovery of fungal microorganisms.

With a shelf life of up to 9 months, you can be confident that the results you are receiving are of the highest quality.



**BRB2**

**SKU: 10010122**

|                              |                                  |                               |               |
|------------------------------|----------------------------------|-------------------------------|---------------|
| <b>Detection</b>             | Yeast & mould                    | <b>Incubation temperature</b> | 30°C          |
| <b>Media colour side 1</b>   | Bright pink                      | <b>Incubation period</b>      | 24-120 hrs    |
| <b>Media colour side 2</b>   | Bright pink                      | <b>Pack size</b>              | X10 dipslides |
| <b>Media side 1</b>          | Rose Bengal Chloramphenicol Agar | <b>Dipslide style</b>         | Large pushfit |
| <b>Media side 2</b>          | Rose Bengal Chloramphenicol Agar | <b>Storage temperature</b>    | 8°C-15°C      |
| <b>Growth characteristic</b> | Varied colonies                  | <b>Shelf life</b>             | 9 months      |



**BT2**

**SKU: 10010123**

## Nutrient Agar with TTC (Red spot dye)

If you are in need of reliable, accurate dipslides to help with your microbiological testing BT2 dipslides are the perfect solution for you! This box of 10 general purpose, pre-filled dipslides contain Nutrient Agar with TTC (red spot dye), making it easy to quickly identify bacterial growth. The culture media is non-selective so can detect a wide range of microorganisms from a variety of different applications.

With a shelf life of nine months and an incubation period of 24-48 hours, you can be sure that you'll be precise results in no time from a diverse product that lasts.

|                              |                        |                               |               |
|------------------------------|------------------------|-------------------------------|---------------|
| <b>Detection</b>             | TVC bacterial          | <b>Incubation temperature</b> | 35°C          |
| <b>Media colour side 1</b>   | Straw                  | <b>Incubation period</b>      | 24-48 hrs     |
| <b>Media colour side 2</b>   | Straw                  | <b>Pack size</b>              | X10 dipslides |
| <b>Media side 1</b>          | Nutrient agar with TTC | <b>Dipslide style</b>         | Large pushfit |
| <b>Media side 2</b>          | Nutrient agar with TTC | <b>Storage temperature</b>    | 8°C-15°C      |
| <b>Growth characteristic</b> | Red/varied colonies    | <b>Shelf life</b>             | 9 months      |

## Nutrient Agar with TTC (Red spot dye) and Disinfectant Neutraliser Agent

Our BT2N dipslides contain Nutrient Agar with TTC (red spot dye) and disinfectant neutraliser agent on both sides of the paddle, making it easy to quickly identify bacterial growth. This non-selective dipslide can detect a wide range of microorganisms from a variety of different applications. The addition of disinfectant neutralising agent neutralises commonly used disinfectants, so you can be sure that you're getting reliable and accurate results.



**BT2N**

**SKU: 10010124**

|                              |   |                               |               |
|------------------------------|---|-------------------------------|---------------|
| <b>Detection</b>             | TVC bacterial                                     | <b>Incubation temperature</b> | 35°C          |
| <b>Media colour side 1</b>   | Straw   | <b>Incubation period</b>      | 24-48 hrs     |
| <b>Media colour side 2</b>   | Straw   | <b>Pack size</b>              | X10 dipslides |
| <b>Media side 1</b>          | Nutrient agar with TTC & Disinfectant Neutraliser | <b>Dipslide style</b>         | Large pushfit |
| <b>Media side 2</b>          | Nutrient agar with TTC & Disinfectant Neutraliser | <b>Storage temperature</b>    | 8°C-15°C      |
| <b>Growth characterisitc</b> | Red/varied colonies                               | <b>Shelf life</b>             | 6 months      |



**BT3**

**SKU: 10010225**

## Nutrient Agar with TTC (Red spot dye)

Our BT3 dipslides offer state-of-the-art testing for quick, effective analysis of bacteria. This 10-pack box of dipslides resemble our BT2 dipslides by containing Nutrient Agar with TTC (red Spot dye) on both sides, for the most comprehensive bacterial testing. However, a more compact surface area on the BT3 paddle provides the user with greater accessibility to sample smaller, hard to reach detection sites.

The BT3 dipslide also screw cap paddle provides the user flexibility in fastening their sample. Red spot dye quickly reveals colonies of bacteria, allowing for fast and easy monitoring of growth. Get the most accurate bacteria testing results with these diverse dipslides, for safe, comprehensive testing.

|                              |                        |                               |                |
|------------------------------|------------------------|-------------------------------|----------------|
| <b>Detection</b>             | TVC bacterial          | <b>Incubation temperature</b> | 35°C           |
| <b>Media colour side 1</b>   | Straw                  | <b>Incubation period</b>      | 24-48 hrs      |
| <b>Media colour side 2</b>   | Straw                  | <b>Pack size</b>              | X10 dipslides  |
| <b>Media side 1</b>          | Nutrient agar with TTC | <b>Dipslide style</b>         | Small screwcap |
| <b>Media side 2</b>          | Nutrient agar with TTC | <b>Storage temperature</b>    | 8°C-15°C       |
| <b>Growth characterisitc</b> | Red/varied colonies    | <b>Shelf life</b>             | 9 months       |

## Nutrient Agar with TTC (Red spot dye) and Malt Extract Agar

BTM2 dipslides are comprised of two different culture media types; Nutrient Agar with TTC (red spot dye) and Malt Extract Agar, making them ideal for comprehensive screening and microbial detection. With BTM2 dipslides, you're able to recover a range of bacteria, yeasts, and moulds, in a period of 24-120 hours.

Get the most out of your general microbial testing and gain the confidence of knowing your results are always reliable and accurate with our BTM2 dipslides.



**BTM2**

**SKU: 10010126**

|                              |                             |                               |               |
|------------------------------|-----------------------------|-------------------------------|---------------|
| <b>Detection</b>             | TVC, yeast & mould          | <b>Incubation temperature</b> | 30°C          |
| <b>Media colour side 1</b>   | Straw                       | <b>Incubation period</b>      | 24-120 hrs    |
| <b>Media colour side 2</b>   | Brown                       | <b>Pack size</b>              | X10 dipslides |
| <b>Media side 1</b>          | Nutrient agar with TTC      | <b>Dipslide style</b>         | Large pushfit |
| <b>Media side 2</b>          | Malt Extract Agar           | <b>Storage temperature</b>    | 8°C-15°C      |
| <b>Growth characterisitc</b> | Red/varied, Varied colonies | <b>Shelf life</b>             | 9 months      |



## Nutrient Agar with TTC (Red spot dye) and Malt Extract Agar

BTM3R dipslides are similar to our BTM2 dipslide by being comprised of two different culture media types; Nutrient Agar with TTC (red spot dye) and Malt Extract Agar, making them ideal for comprehensive bacterial, yeast and mould detection. With BTM3R dipslides the small screwcap paddle allows for sampling in smaller, refined spaces, providing customers with the upmost sample site accessibility.



**BTM3R**

**SKU: 10010229**

|                              |                             |                               |                |
|------------------------------|-----------------------------|-------------------------------|----------------|
| <b>Detection</b>             | TVC, yeast & mould          | <b>Incubation temperature</b> | 30°C           |
| <b>Media colour side 1</b>   | Straw                       | <b>Incubation period</b>      | 24-120 hrs     |
| <b>Media colour side 2</b>   | Brown                       | <b>Pack size</b>              | X10 dipslides  |
| <b>Media side 1</b>          | Nutrient agar with TTC      | <b>Dipslide style</b>         | Small screwcap |
| <b>Media side 2</b>          | Malt Extract Agar           | <b>Storage temperature</b>    | 8°C-15°C       |
| <b>Growth characterisitc</b> | Red/varied, Varied colonies | <b>Self life</b>              | 9 months       |



## Plate Count Agar

PC2 dipslides are the ultimate solution for maintaining exceptional hygiene standards in food processing facilities. Crafted with the finest non-selective Plate Count Agar on both sides of the paddle, these dipslides are designed to provide concise broad detection of a wide variety of bacterial microorganisms.



**PC2**

**SKU: 10010138**

|                              |                  |                               |               |
|------------------------------|------------------|-------------------------------|---------------|
| <b>Detection</b>             | TVC bacterial    | <b>Incubation temperature</b> | 35°C          |
| <b>Media colour side 1</b>   | Straw            | <b>Incubation period</b>      | 24-48 hrs     |
| <b>Media colour side 2</b>   | Straw            | <b>Pack size</b>              | X10 dipslides |
| <b>Media side 1</b>          | Plate Count Agar | <b>Dipslide style</b>         | Large pushfit |
| <b>Media side 2</b>          | Plate Count Agar | <b>Storage temperature</b>    | 8°C-15°C      |
| <b>Growth characterisitc</b> | Varied colonies  | <b>Shelf life</b>             | 9 months      |



**PC2T**

**SKU: 10010139**

## Plate Count Agar with TTC (Red spot dye)

PC2T dipslides are the perfect way to test for the presence of bacteria in food products. They are made with non-selective Plate Count Agar that contains TTC, a red spot indicator dye that turns bright red when it comes into contact with bacteria.

|                              |                           |                               |               |
|------------------------------|---------------------------|-------------------------------|---------------|
| <b>Detection</b>             | TVC bacterial             | <b>Incubation temperature</b> | 35°C          |
| <b>Media colour side 1</b>   | Straw                     | <b>Incubation period</b>      | 24-48 hrs     |
| <b>Media colour side 2</b>   | Straw                     | <b>Pack size</b>              | X10 dipslides |
| <b>Media side 1</b>          | Plate Count Agar with TTC | <b>Dipslide style</b>         | Large pushfit |
| <b>Media side 2</b>          | Plate Count Agar with TTC | <b>Storage temperature</b>    | 8°C-15°C      |
| <b>Growth characterisitc</b> | Red/varied colonies       | <b>Shelf life</b>             | 9 months      |

## Plate Count Agar with TTC (Red spot dye) and Disinfectant Neutraliser Agent

PC2TN dipslides are the perfect tool for detecting bacteria in food products. They are made with non-selective Plate Count Agar that contains TTC, a red spot indicator dye that turns bright red when it comes into contact with bacteria and a disinfectant neutraliser agent for any treated sample sites.



**PC2TN**  
SKU: 10010140

|                              |  |                               |               |
|------------------------------|--|-------------------------------|---------------|
| <b>Detection</b>             | TVC bacterial  | <b>Incubation temperature</b> | 35°C          |
| <b>Media colour side 1</b>   | Straw  | <b>Incubation period</b>      | 24-48 hrs     |
| <b>Media colour side 2</b>   | Straw  | <b>Pack size</b>              | X10 dipslides |
| <b>Media side 1</b>          | Plate Count Agar with TTC and Disinfectant Neutraliser | <b>Dipslide style</b>         | Large pushfit |
| <b>Media side 2</b>          | Plate Count Agar with TTC and Disinfectant Neutraliser | <b>Storage temperature</b>    | 8°C-15°C      |
| <b>Growth characterisitc</b> | Red/varied colonies                                    | <b>Shelf life</b>             | 6 months      |



**PCN**  
SKU: 10010141



## Plate Count Agar and Disinfectant Neutraliser Agent

Our PCN dipslides offer an improved way to accurately measure bacteria, even in cases where it has been affected by cleaning chemicals, thanks to the use of Plate Count Agar with additional disinfectant neutralising agents.

With a 6-month shelf life and 24-48 hour incubation time, you can trust that the results of your tests are also accurate and timely.

|                              |  |                               |               |
|------------------------------|--|-------------------------------|---------------|
| <b>Detection</b>             | TVC bacterial                                  | <b>Incubation temperature</b> | 35°C          |
| <b>Media colour side 1</b>   | Straw  | <b>Incubation period</b>      | 24-48 hrs     |
| <b>Media colour side 2</b>   | Straw  | <b>Pack size</b>              | X10 dipslides |
| <b>Media side 1</b>          | Plate Count Agar with Disinfectant Neutraliser | <b>Dipslide style</b>         | Large pushfit |
| <b>Media side 2</b>          | Plate Count Agar with Disinfectant Neutraliser | <b>Storage temperature</b>    | 8°C-15°C      |
| <b>Growth characterisitc</b> | Varied colonies                                | <b>Shelf life</b>             | 6 months      |



## Plate Count Agar and OGYE Agar

PO dipslides are the ideal solution for food producers looking for a reliable and accurate way to monitor the microbiological quality of their production. With each box containing 10 slides and incorporating Plate Count Agar and OGYE Agar, these dipslides provide the perfect alternative to acidified agar for the recovery of food and dairy pathogens.

Bacteria display on side one as varied colonies, while side two is selective for yeasts and moulds, meaning you can measure the variety and number of microorganisms present all in one convenient product. These slides also contain disinfectant neutralisers, making them safe and suitable for use in the food industry to ensure maximum recovery of microorganisms even following cleaning processes.



**PO**

**SKU: 10010148**

|                              |                              |                               |               |
|------------------------------|------------------------------|-------------------------------|---------------|
| <b>Detection</b>             | TVC bacterial, yeast & mould | <b>Incubation temperature</b> | 22°C          |
| <b>Media colour side 1</b>   | Straw                        | <b>Incubation period</b>      | 24-120 hrs    |
| <b>Media colour side 2</b>   | Straw                        | <b>Pack size</b>              | X10 dipslides |
| <b>Media side 1</b>          | Plate Count Agar             | <b>Dipslide style</b>         | Large pushfit |
| <b>Media side 2</b>          | OGYE Agar                    | <b>Storage temperature</b>    | 8°C-15°C      |
| <b>Growth characterisitc</b> | Varied colonies              | <b>Shelf life</b>             | 6 months      |



**R2AT**

**SKU: 10010149**

## R2A Agar with TTC (Red spot dye)

R2AT dipslides, are an essential tool for water testing in the dental hygiene industry. The R2AT dipslides feature R2A Agar infused with TTC, the renowned red spot dye that magnifies any potential impurity, leaving no stone unturned.

With just a simple dip and incubation process, you can effortlessly detect the presence of harmful bacteria in water, guaranteeing your patients the safest dental environment. With a 120-168 hours incubation time, these slides enable thorough and accurate detection for even the most stressed organisms, giving you peace of mind.

Whether you're maintaining the water quality in your dental unit or assessing the effectiveness of your sterilisation processes, these dipslides are your reliable partner in safeguarding the well-being of your patients.

|                              |                     |                               |               |
|------------------------------|---------------------|-------------------------------|---------------|
| <b>Detection</b>             | TVC bacterial       | <b>Incubation temperature</b> | 22°C          |
| <b>Media colour side 1</b>   | Straw               | <b>Incubation period</b>      | 120-168 hrs   |
| <b>Media colour side 2</b>   | Straw               | <b>Pack size</b>              | X10 dipslides |
| <b>Media side 1</b>          | R2A Agar with TTC   | <b>Dipslide style</b>         | Large pushfit |
| <b>Media side 2</b>          | R2A Agar with TTC   | <b>Storage temperature</b>    | 8°C-15°C      |
| <b>Growth characterisitc</b> | Red/varied colonies | <b>Shelf life</b>             | 9 months      |

## Tryptone Soya Agar with TTC (Red spot dye) and Rose Bengal Chloramphenicol Agar

RBS dipslides, are an alternative to the BTM2 dipslide, for bacterial, yeast and mould detection. Comprised of Tryptone Soy Agar with TTC (Red spot dye) and Rose Bengal Chloramphenicol Agar, bacterial and fungal organisms can be clearly interpreted from foods and other materials.

After incubation, bacterial colonies will appear on side one as red spots. Whereas side two will show a variation in fungal growth characteristics. Rose Bengal Chloramphenicol Agar is particularly helpful for the detection of food spoilage caused by fungal microorganisms.



**RBS**

**SKU: 10010150**

|                               |                                  |                               |               |
|-------------------------------|----------------------------------|-------------------------------|---------------|
| <b>Detection</b>              | TVC, yeast & mould               | <b>Incubation temperature</b> | 30°C          |
| <b>Media colour side 1</b>    | Straw                            | <b>Incubation period</b>      | 24-120 hrs    |
| <b>Media colour side 2</b>    | Bright pink                      | <b>Pack size</b>              | X10 dipslides |
| <b>Media side 1</b>           | Tryptone Soy Agar with TTC       | <b>Dipslide style</b>         | Large pushfit |
| <b>Media side 2</b>           | Rose Bengal Chloramphenicol Agar | <b>Storage temperature</b>    | 8°C-15°C      |
| <b>Growth characteristics</b> | Red/varied, Varied colonies      | <b>Shelf life</b>             | 9 months      |



**TSAN**

**SKU: 10010165**

## Tryptone Soya Agar with Disinfectant Neutraliser Agent

Our TSAN dipslides offer improved recovery of many bacteria, including those that are damaged, but not killed, by cleaning chemicals, to ensure that you reach optimal results.

With the help of TSAN dipslides, you can test multiple surfaces with ease. The slides are poured with Tryptone Soy Agar that contains disinfectant neutralising agents for commonly used disinfectants, so you can be sure that you're getting reliable and accurate results.

|                               |   |                               |               |
|-------------------------------|---|-------------------------------|---------------|
| <b>Detection</b>              | TVC bacterial                                   | <b>Incubation temperature</b> | 35°C          |
| <b>Media colour side 1</b>    | Straw   | <b>Incubation period</b>      | 24-48 hrs     |
| <b>Media colour side 2</b>    | Straw   | <b>Pack size</b>              | X10 dipslides |
| <b>Media side 1</b>           | Tryptone Soy Agar with Disinfectant Neutraliser | <b>Dipslide style</b>         | Large pushfit |
| <b>Media side 2</b>           | Tryptone Soy Agar with Disinfectant Neutraliser | <b>Storage temperature</b>    | 8°C-15°C      |
| <b>Growth characteristics</b> | Varied colonies                                 | <b>Shelf life</b>             | 6 months      |

## Malt Extract Agar with Chloramphenicol

For general purpose yeast and mould detection, our YF dipslides are designed to provide quick, easy and accurate testing. YF dipslides use Malt Extract Agar culture media on both sides of the paddle, providing users with the largest recovery ability for troublesome yeasts and moulds. With Chloramphenicol supplement included also, this dipslide inhibits any overcrowding bacterial growth that may disguise potential yeast and mould present, allowing users to clearly interpret results.

With YF dipslides, you are guaranteed accurate results in 24-120 hours. These dip slides are ideal for reliable testing of yeasts and moulds in a world-class, user-friendly design.



**YF**

**SKU: 10010179**

|                              |                                     |                               |               |
|------------------------------|-------------------------------------|-------------------------------|---------------|
| <b>Detection</b>             | TVC yeast & mould                   | <b>Incubation temperature</b> | 30°C          |
| <b>Media colour side 1</b>   | Brown                               | <b>Incubation period</b>      | 24-120 hrs    |
| <b>Media colour side 2</b>   | Brown                               | <b>Pack size</b>              | X10 dipslides |
| <b>Media side 1</b>          | Malt Extract Agar & Chloramphenicol | <b>Dipslide style</b>         | Large pushfit |
| <b>Media side 2</b>          | Malt Extract Agar & Chloramphenicol | <b>Storage temperature</b>    | 8°C-15°C      |
| <b>Growth characterisitc</b> | Varied colonies                     | <b>Shelf life</b>             | 9 months      |

## WE ALSO OFFER CUSTOMISED BOX LABELLING

Contact our team today to discuss how we can tailor your dipslides.

# OUR SELECTIVE RANGE



**BP**

**SKU: 10010120**

## Baird Parker Agar

Introducing the BP dipslides with Baird Parker Agar on both sides, your ideal tool for detecting *Staphylococcus aureus* testing. With a shelf life of 9 months, this box of 10 is a necessity for any food industry professional.

The BP dipslide will identify positive *Staphylococcus aureus* growth as black/grey colonies, providing users clear and concise result interpretation.

|                              |                              |                               |               |
|------------------------------|------------------------------|-------------------------------|---------------|
| <b>Detection</b>             | <i>Staphylococcus aureus</i> | <b>Incubation temperature</b> | 35°C          |
| <b>Media colour side 1</b>   | Straw                        | <b>Incubation period</b>      | 24-48 hrs     |
| <b>Media colour side 2</b>   | Straw                        | <b>Pack size</b>              | X10 dipslides |
| <b>Media side 1</b>          | Baird Parker Agar            | <b>Dipslide style</b>         | Large pushfit |
| <b>Media side 2</b>          | Baird Parker Agar            | <b>Storage temperature</b>    | 8°C-15°C      |
| <b>Growth characterisitc</b> | Black/grey                   | <b>Shelf life</b>             | 9 months      |

## Plate Count Agar and Baird Parker Agar

Crafted with precision and expertise, our BPP dipslides are fortified with Plate Count Agar and Baird Parker Agar, ensuring absolute accuracy in detecting and quantifying TVC bacterial colonies and *Staphylococcus aureus* specifically.

Facilitating in house testing, our BPP dipslides dramatically reduce your waiting time for results, with colonies emerging within 24 to 48 hours. With a shelf life of nine months, you can rely on them to safeguard your production processes for an extended period.



**BPP**

**SKU: 10010121**

|                              |   |                               |               |
|------------------------------|---|-------------------------------|---------------|
| <b>Detection</b>             | TVC bacterial, <i>Staphylococcus aureus</i> | <b>Incubation temperature</b> | 35°C          |
| <b>Media colour side 1</b>   | Straw                                       | <b>Incubation period</b>      | 24-48 hrs     |
| <b>Media colour side 2</b>   | Straw                                       | <b>Pack size</b>              | X10 dipslides |
| <b>Media side 1</b>          | Plate Count Agar                            | <b>Dipslide style</b>         | Large pushfit |
| <b>Media side 2</b>          | Baird Parker Agar                           | <b>Storage temperature</b>    | 8°C-15°C      |
| <b>Growth characterisitc</b> | Varied, Black/grey colonies                 | <b>Shelf life</b>             | 9 months      |



**BV**

**SKU: 10010130**

### Baird Parker Agar and VRBG Agar

Introducing the BV dipslides with Baird Parker Agar and VRBG Agar, your ideal tool for detecting *Staphylococcus aureus* and Enterobacteriaceae. With a shelf life of 9 months, this box of 10 is a must have for any food industry professional.

Results can be interpreted in as little as 24-48 hours. Side one of the BV dipslide will identify positive *Staphylococcus aureus* growth as black/grey colonies. Side two will show positive Enterobacteriaceae growth as purple/pink colonies.

|                              |   |                               |               |
|------------------------------|---|-------------------------------|---------------|
| <b>Detection</b>             | <i>Staphylococcus aureus</i> , Enterobacteriaceae | <b>Incubation temperature</b> | 35°C          |
| <b>Media colour side 1</b>   | Straw   | <b>Incubation period</b>      | 24-48 hrs     |
| <b>Media colour side 2</b>   | Purple  | <b>Pack size</b>              | X10 dipslides |
| <b>Media side 1</b>          | Baird Parker Agar                                 | <b>Dipslide style</b>         | Large pushfit |
| <b>Media side 2</b>          | VRBG Agar   | <b>Storage temperature</b>    | 8°C-15°C      |
| <b>Growth characterisitc</b> | Black/grey, Purple/pink colonies                  | <b>Shelf life</b>             | 9 months      |

### Baird Parker Agar and VRBG Agar with Disinfectant Neutraliser Agent

BVN dipslides with Baird Parker Agar and VRBG Agar with disinfectant neutralisers are your ultimate tool for detecting *Staphylococcus aureus* and Enterobacteriaceae following cleaning regimes. With a shelf life of 6 months, this box of 10 is a must have for any food industry professional wanting to carry out in house monitoring.



**BVN**

**SKU: 10010131**

|                              |   |                               |               |
|------------------------------|---|-------------------------------|---------------|
| <b>Detection</b>             | <i>Staphylococcus aureus</i> , Enterobacteriaceae | <b>Incubation temperature</b> | 35°C          |
| <b>Media colour side 1</b>   | Straw   | <b>Incubation period</b>      | 24-48 hrs     |
| <b>Media colour side 2</b>   | Purple  | <b>Pack size</b>              | X10 dipslides |
| <b>Media side 1</b>          | Baird Parker Agar with Disinfectant Neutraliser   | <b>Dipslide style</b>         | Large pushfit |
| <b>Media side 2</b>          | VRBG Agar with Disinfectant Neutraliser           | <b>Storage temperature</b>    | 8°C-15°C      |
| <b>Growth characterisitc</b> | Black/grey, Purple/pink colonies                  | <b>Shelf life</b>             | 6 months      |



**E**

**SKU: 10010133**



### Violet Red Bile Glucose Agar

E dipslides are designed specifically for the food industry, this box of 10 tests is a reliable tool for detecting Enterobacteriaceae to ensure quality and safety. Don't take chances of bacteria lurking in your food preparation, E dipslides are your secret weapon against stubborn Enterobacteriaceae.

Specially formulated to target and identify these bacteria, our E dipslides provide you with results quickly, with just 24-48 hours of incubation time.

|                              |                      |                               |               |
|------------------------------|----------------------|-------------------------------|---------------|
| <b>Detection</b>             | Enterobacteriaceae   | <b>Incubation temperature</b> | 35°c          |
| <b>Media colour side 1</b>   | Purple               | <b>Incubation period</b>      | 24-48 hrs     |
| <b>Media colour side 2</b>   | Purple               | <b>Pack size</b>              | X10 dipslides |
| <b>Media side 1</b>          | VRBG Agar            | <b>Dipslide style</b>         | Large pushfit |
| <b>Media side 2</b>          | VRBG Agar            | <b>Storage temperature</b>    | 8°c-15°c      |
| <b>Growth characterisitc</b> | Purple/pink colonies | <b>Shelf life</b>             | 9 months      |

### Listeria Selective Agar

The convenient and reliable way to detect *Listeria monocytogenes*. Each pack of 10 LIST dipslides allows you to accurately monitor and detect the presence of *Listeria monocytogenes*, in a quick and efficient manner.

After sampling, the results will be available within 48 hours. These dipslides are selective for the detection of *Listeria monocytogenes* specifically, which can be clearly interpreted from a colour change in the culture media itself. Positive samples will present with brown colonies with black colour change.

For those working in the food industry looking to detect *Listeria monocytogenes* with utmost accuracy and ensure the safety and reliability of their laboratory, our LIST dipslides are the perfect solution.



**LIST**

**SKU: 10010134**

|                              |                                |                               |               |
|------------------------------|--------------------------------|-------------------------------|---------------|
| <b>Detection</b>             | <i>Listeria monocytogenes</i>  | <b>Incubation temperature</b> | 35°c          |
| <b>Media colour side 1</b>   | Yellow                         | <b>Incubation period</b>      | 24-48 hrs     |
| <b>Media colour side 2</b>   | Yellow                         | <b>Pack size</b>              | X10 dipslides |
| <b>Media side 1</b>          | Listeria Selective Agar        | <b>Dipslide style</b>         | Large pushfit |
| <b>Media side 2</b>          | Listeria Selective Agar        | <b>Storage temperature</b>    | 8°c-15°c      |
| <b>Growth characterisitc</b> | Brown colonies with black agar | <b>Shelf life</b>             | 9 months      |





**PCTV**  
SKU: 10010144

### Plate Count Agar with TTC (Red spot dye) and VRBG Agar

PCTV dipslides, a leading testing tool specifically designed for the food industry. Our PCTV dipslides make it easier than ever for food industry professionals to accurately and quickly test surfaces, equipment, and products for the presence of harmful bacteria.

Each box comes with 10 individual dipslides, containing Plate Count Agar on side one and VRBG Agar on side two. Allowing for quick and effective total plate counts and Enterobacteriaceae detection.

|                              |                                   |                               |               |
|------------------------------|-----------------------------------|-------------------------------|---------------|
| <b>Detection</b>             | TVC bacterial, Enterobacteriaceae | <b>Incubation temperature</b> | 35°C          |
| <b>Media colour side 1</b>   | Straw                             | <b>Incubation period</b>      | 24-48 hrs     |
| <b>Media colour side 2</b>   | Purple                            | <b>Pack size</b>              | X10 dipslides |
| <b>Media side 1</b>          | Plate Count Agar with TTC         | <b>Dipslide style</b>         | Large pushfit |
| <b>Media side 2</b>          | VRBG Agar                         | <b>Storage temperature</b>    | 8°C-15°C      |
| <b>Growth characterisitc</b> | Red/varied, Purple/pink colonies  | <b>Shelf life</b>             | 9 months      |

### Plate Count Agar and VRBG Agar

When it comes to keeping food safe, there is no substitute for our PCV dipslides. Our PCV dipslides contain a box of 10 slides featuring two types of agar - Plate Count Agar and VRBG agar - to allow for total count bacterial and Enterobacteriaceae analysis.

With a shelf life of 9 months and incubation times of only 24-48 hours, you can rest assured that your PCV dipslides will stay at peak performance for as long as you need.



**PCV**  
SKU: 10010145

|                              |                                   |                               |               |
|------------------------------|-----------------------------------|-------------------------------|---------------|
| <b>Detection</b>             | TVC bacterial, Enterobacteriaceae | <b>Incubation temperature</b> | 35°C          |
| <b>Media colour side 1</b>   | Straw                             | <b>Incubation period</b>      | 24-48 hrs     |
| <b>Media colour side 2</b>   | Purple                            | <b>Pack size</b>              | X10 dipslides |
| <b>Media side 1</b>          | Plate Count Agar                  | <b>Dipslide style</b>         | Large pushfit |
| <b>Media side 2</b>          | VRBG Agar                         | <b>Storage temperature</b>    | 8°C-15°C      |
| <b>Growth characterisitc</b> | Varied, purple/pink colonies      | <b>Shelf life</b>             | 9 months      |



**PM**

**SKU: 10010147**



### Pseudomonas Selective Agar and MacConkey 3 Agar

Introducing our PM dipslides, this reliable product is designed to help food and water industries receive accurate and detailed results when it comes to monitoring *Pseudomonas aeruginosa* and coliform detection. The dipslides are made using Pseudomonas Selective Agar on side one and MacConkey 3 Agar on side two, essential components needed for accurate analysis.

The results will be easy to interpret throughout the testing process. Whether you are a small food producer or a large water plant, our PM dipslides provide accurate and reliable results you need to make important decisions in no time.

|                              |   |                               |               |
|------------------------------|---|-------------------------------|---------------|
| <b>Detection</b>             | <i>Pseudomonas aeruginosa</i> , Coliforms | <b>Incubation temperature</b> | 35°C          |
| <b>Media colour side 1</b>   | Straw                                     | <b>Incubation period</b>      | 24-48 hrs     |
| <b>Media colour side 2</b>   | Red                                       | <b>Pack size</b>              | X10 dipslides |
| <b>Media side 1</b>          | Pseudomonas Selective Agar                | <b>Dipslide style</b>         | Large pushfit |
| <b>Media side 2</b>          | MacConkey 3 Agar                          | <b>Storage temperature</b>    | 8°C-15°C      |
| <b>Growth characterisitc</b> | Blue/green, Red/straw colonies            | <b>Shelf life</b>             | 9 months      |

### Plate Count Agar & MacConkey 3 Agar

SC2 dipslides are an invaluable tool for food industry professionals who need to test for total count and coliforms. These easy-to-use slides provide a reliable Plate Count Agar and MacConkey 3 agar for testing, and the handy box of 10 slides allows for multiple tests.

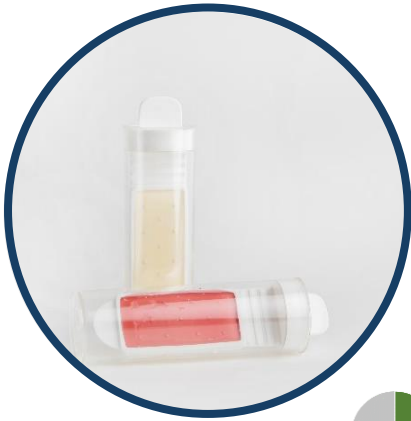
With a 9 month shelf life and a 24-48 hour incubation period, this product offers quick, accurate results that keep your food processes safe and healthy. Using SC2 dipslides will give you peace of mind knowing you have thoroughly tested for the presence of bacteria, and you can rest easy knowing that you are providing safe and healthy products.



**SC2**

**SKU: 10010152**

|                              |                            |                               |               |
|------------------------------|----------------------------|-------------------------------|---------------|
| <b>Detection</b>             | TVC bacterial, Coliform    | <b>Incubation temperature</b> | 35°C          |
| <b>Media colour side 1</b>   | Straw                      | <b>Incubation period</b>      | 24-48 hrs     |
| <b>Media colour side 2</b>   | Purple                     | <b>Pack size</b>              | X10 dipslides |
| <b>Media side 1</b>          | Plate Count Agar           | <b>Dipslide style</b>         | Large pushfit |
| <b>Media side 2</b>          | VRBG Agar                  | <b>Storage temperature</b>    | 8°C-15°C      |
| <b>Growth characterisitc</b> | Varied, red/straw colonies | <b>Shelf life</b>             | 9 months      |



## SCM

SKU: 10010153



### Plate Count Agar and MacConkey 3 Agar with MUG Reagent

SCM dipslides provide the food industry an easy way to test for bacterial contamination. The slides contain both Plate Count Agar for total count bacterial detection, and MacConkey 3 Agar with MUG reagent for coliforms (intestinal bacteria such as *Salmonella spp.* and *Shigella spp.*) and enhanced *E. coli* fluorescence under UV light. With a 9 month shelf life, these dipslides provide reliable and consistent results over time.

SCM dipslides deliver fast, accurate readings for food safety compliance needs.

|                              |  |                               |               |
|------------------------------|--|-------------------------------|---------------|
| <b>Detection</b>             | TVC bacterial, coliforms, <i>E. coli</i> | <b>Incubation temperature</b> | 35°C          |
| <b>Media colour side 1</b>   | Straw                                    | <b>Incubation period</b>      | 24-48 hrs     |
| <b>Media colour side 2</b>   | Red                                      | <b>Pack size</b>              | X10 dipslides |
| <b>Media side 1</b>          | Plate Count Agar                         | <b>Dipslide style</b>         | Large pushfit |
| <b>Media side 2</b>          | MacConkey 3 Agar with MUG Reagent        | <b>Storage temperature</b>    | 8°C-15°C      |
| <b>Growth characterisitc</b> | Varied, Red/straw colonies               | <b>Shelf life</b>             | 9 months      |

### Plate Count Agar and MacConkey 3 Agar with Disinfectant Neutraliser Agent

SCN dipslides, are designed to simplify the process of total count and coliform testing in the food industry. With Plate Count Agar and MacConkey 3 Agar, you can be rest assured that you are receiving the most accurate and reliable results for testing food samples.

Specially incorporated disinfectant neutralisers make the process even easier, recovering bacteria that have endured the most stringent disinfectant processes. These dipslides have a 24–48-hour incubation period, making them very convenient. With SCN dipslides, you can ensure the highest levels of safety and hygiene.



## SCN

SKU: 10010154

|                              |  |                               |               |
|------------------------------|--|-------------------------------|---------------|
| <b>Detection</b>             | TVC bacterial, coliforms, <i>E. coli</i>       | <b>Incubation temperature</b> | 35°C          |
| <b>Media colour side 1</b>   | Straw  | <b>Incubation period</b>      | 24-48 hrs     |
| <b>Media colour side 2</b>   | Red  | <b>Pack size</b>              | X10 dipslides |
| <b>Media side 1</b>          | Plate Count Agar with Disinfectant Neutraliser | <b>Dipslide style</b>         | Large pushfit |
| <b>Media side 2</b>          | MacConkey 3 Agar with Disinfectant Neutraliser | <b>Storage temperature</b>    | 8°C-15°C      |
| <b>Growth characterisitc</b> | Varied, Red/straw colonies                     | <b>Shelf life</b>             | 6 months      |



## SCNT

SKU: 10010155



### Plate Count Agar with TTC and MacConkey 3 Agar with Disinfectant Neutraliser Agent

SCNT dipslides, are designed to simplify the process of total count and coliform testing in the food industry. With Plate Count Agar and TTC red spot dye and MacConkey 3 Agar, you can be rest assured that you are receiving the most accurate and reliable results for testing food samples.

Specially incorporated disinfectant neutralisers make the process even easier, recovering bacteria that have endured the most stringent disinfectant processes.

|                              |  |                               |               |
|------------------------------|--|-------------------------------|---------------|
| <b>Detection</b>             | TVC bacterial, coliform                              | <b>Incubation temperature</b> | 35°C          |
| <b>Media colour side 1</b>   | Straw  | <b>Incubation period</b>      | 24-48 hrs     |
| <b>Media colour side 2</b>   | Red  | <b>Pack size</b>              | X10 dipslides |
| <b>Media side 1</b>          | Plate Count Agar & TTC with disinfectant neutraliser | <b>Dipslide style</b>         | Large pushfit |
| <b>Media side 2</b>          | MacConkey 3 Agar with disinfectant neutraliser       | <b>Storage temperature</b>    | 8°C-15°C      |
| <b>Growth characterisitc</b> | Red/varied, Red/straw colonies                       | <b>Shelf life</b>             | 6 months      |

### Plate Count Agar with TTC (Red spot dye) and MacConkey 3 Agar

Discover the ultimate in microbial testing accuracy with the SCT dipslides. Ideal for use in the food industry, this pack of 10 dipslides provides a reliable testing system for total count and coliform testing for intestinal bacteria.

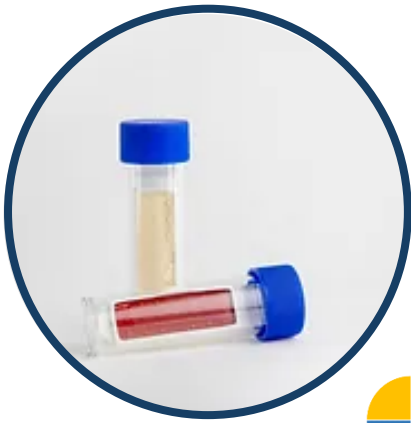
Each dipslide includes Plate Count Agar with TTC Red spot dye on side one and MacConkey 3 Agar on side two, to ensure clarity, precision, and reliability. The professional and easy-to-use dipslides are suitable for all kinds of food industry testing.



## SCT

SKU: 10010156

|                              |  |                               |               |
|------------------------------|--|-------------------------------|---------------|
| <b>Detection</b>             | TVC bacterial, coliforms, <i>E. coli</i> | <b>Incubation temperature</b> | 35°C          |
| <b>Media colour side 1</b>   | Straw                                    | <b>Incubation period</b>      | 24-48 hrs     |
| <b>Media colour side 2</b>   | Red                                      | <b>Pack size</b>              | X10 dipslides |
| <b>Media side 1</b>          | Plate Count Agar with TTC                | <b>Dipslide style</b>         | Large pushfit |
| <b>Media side 2</b>          | MacConkey 3 Agar                         | <b>Storage temperature</b>    | 8°C-15°C      |
| <b>Growth characterisitc</b> | Red/varied, Red/straw colonies           | <b>Shelf life</b>             | 9 months      |



## TF3

SKU: 10010258



### Nutrient Agar with TTC (Red spot dye) and Wort Rose Bengal Agar

TF3 dipslides are the perfect solution for your bacteria testing needs. Side one is Nutrient Agar with TTC (Red spot dye), most bacteria will grow and show up as small red spots. Side two is Wort Rose Bengal Chloramphenicol agar which is designed to grow yeasts and moulds in any environment.

With these dipslides, you'll be able to get accurate testing results for bacteria and yeasts in your environment with ease.

|                              |                              |                               |                |
|------------------------------|------------------------------|-------------------------------|----------------|
| <b>Detection</b>             | TVC bacterial, yeast & mould | <b>Incubation temperature</b> | 30°C           |
| <b>Media colour side 1</b>   | Straw                        | <b>Incubation period</b>      | 24-120 hrs     |
| <b>Media colour side 2</b>   | Red                          | <b>Pack size</b>              | X10 dipslides  |
| <b>Media side 1</b>          | Nutrient Agar with TTC       | <b>Dipslide style</b>         | Small screwcap |
| <b>Media side 2</b>          | Wort Agar with Rose Bengal   | <b>Storage temperature</b>    | 8°C-15°C       |
| <b>Growth characterisitc</b> | Red/varied, Varied colonies  | <b>Shelf life</b>             | 9 months       |

### Tryptone Soya Agar & Pseudomonas Selective Agar

Introducing our TP dipslides, this product is designed to help food and water industries receive accurate and detailed results when it comes to monitoring Total Count and *Pseudomonas aeruginosa* detection. The dipslides are made using Tryptone Soya Agar on side one and Pseudomonas Selective Agar on side two.

The results will be easy to interpret throughout the testing process. Whether you are a small food producer or a large water plant, our TP dipslides provide accurate and reliable results you need to make important decisions in no time.



## TP

SKU: 10010160

|                              |  |                               |               |
|------------------------------|--|-------------------------------|---------------|
| <b>Detection</b>             | TVC bacterial, <i>Pseudomonas aeruginosa</i> | <b>Incubation temperature</b> | 35°C          |
| <b>Media colour side 1</b>   | Straw  | <b>Incubation period</b>      | 24-48 hrs     |
| <b>Media colour side 2</b>   | Straw  | <b>Pack size</b>              | X10 dipslides |
| <b>Media side 1</b>          | TSA Agar                                     | <b>Dipslide style</b>         | Large pushfit |
| <b>Media side 2</b>          | Pseudomonas Selective Agar                   | <b>Storage temperature</b>    | 8°C-15°C      |
| <b>Growth characterisitc</b> | Varied, Blue/Green colonies                  | <b>Shelf life</b>             | 9 months      |



## TT2

SKU: 10010165

### CLED Agar and MacConkey w/o Agar

Our TT2 dipslides have been designed to provide rapid, differential detection of commonly associated urinary pathogens. Created with CLED Agar on one side and MacConkey w/o Agar on the other, these dipslides provide detection for a wide range of bacteria including *E.coli*, *Aerobacter spp.*, *Proteus spp.*, *Pseudomonas spp.* and Gram positive cocci such as *Staphylococcus spp.* The use of MacConkey w/o Agar allows the inhibition of swarming characteristics of commonly found in urinary pathogens to allow for clear and concise result interpretation in as little as 24 hours.

Please note: this is not a diagnostic tool and confirmatory tests should always be conducted.

|                              |                                 |                               |               |
|------------------------------|---------------------------------|-------------------------------|---------------|
| <b>Detection</b>             | Urinary bacteria                | <b>Incubation temperature</b> | 35°C          |
| <b>Media colour side 1</b>   | Green                           | <b>Incubation period</b>      | 24-48 hrs     |
| <b>Media colour side 2</b>   | Red                             | <b>Pack size</b>              | X10 dipslides |
| <b>Media side 1</b>          | CLED Agar                       | <b>Dipslide style</b>         | Large pushfit |
| <b>Media side 2</b>          | MacConkey w/o Agar              | <b>Storage temperature</b>    | 8°C-15°C      |
| <b>Growth characterisitc</b> | Yellow/blue, Red/straw colonies | <b>Shelf life</b>             | 9 months      |

### CLED Agar and MacConkey No3 Agar

Similar to our TT2 dipslide, these TTS dipslides also provide quick and accurate detection of commonly associated urinary pathogens and coliforms. Instead of MacConkey w/o Agar, our TTS products contain MacConkey Agar No3 which inhibits the growth of Gram positive cocci and promotes coliform growth such as *E. coli*, *Aerobacter spp.*, *Proteus spp.*, *Pseudomonas spp.* among others.

The easy-to-use design allows you to simply take out individual dipslides and deliver accurate results in 24-48 hours. We know clinical professionals need solutions that are reliable, accurate and dependable. TTS dipslides deliver the assurance you need, with quick detection of urinary pathogens and coliforms, you can be sure you are detecting potential contaminants as quickly and safely as possible.

Please note: this is not a diagnostic tool and confirmatory tests should always be conducted.

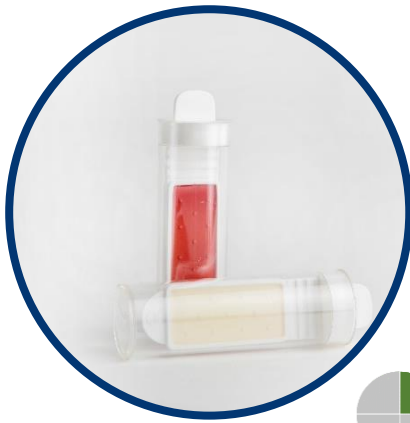


## TTS

SKU: 10010170

|                              |                                 |                               |               |
|------------------------------|---------------------------------|-------------------------------|---------------|
| <b>Detection</b>             | Urinary bacteria                | <b>Incubation temperature</b> | 35°C          |
| <b>Media colour side 1</b>   | Green                           | <b>Incubation period</b>      | 24-48 hrs     |
| <b>Media colour side 2</b>   | Red                             | <b>Pack size</b>              | X10 dipslides |
| <b>Media side 1</b>          | CLED Agar                       | <b>Dipslide style</b>         | Large pushfit |
| <b>Media side 2</b>          | MacConkey Agar No3              | <b>Storage temperature</b>    | 8°C-15°C      |
| <b>Growth characterisitc</b> | Yellow/blue, Red/straw colonies | <b>Shelf life</b>             | 9 months      |





**TTV**

**SKU: 10010172**

### Plate Count Agar with TTC (Red spot dye) and Violet Red Bile Glucose Agar with Disinfectant Neutraliser Agent

TTV dipslides are a reliable method to test the quality of food prepared in the food industry. This pack of ten slides includes Plate Count Agar with TTC and VRBG Agar so you can quickly and accurately assess the total bacterial count and Enterobacteriaceae levels present. Each slide also contains specially formulated disinfectant neutraliser agent to ensure the most accurate results.

With our TTV dipslides, you can be sure that the food preparation is safe and meets the highest quality standards in as little as 24 hours.

|                              |  |                               |               |
|------------------------------|--|-------------------------------|---------------|
| <b>Detection</b>             | TVC bacterial, Enterobacteriaceae                    | <b>Incubation temperature</b> | 35°C          |
| <b>Media colour side 1</b>   | Straw  | <b>Incubation period</b>      | 24-48 hrs     |
| <b>Media colour side 2</b>   | Purple   | <b>Pack size</b>              | X10 dipslides |
| <b>Media side 1</b>          | Plate Count Agar with TTC & Disinfectant Neutraliser | <b>Dipslide style</b>         | Large pushfit |
| <b>Media side 2</b>          | VRBG Agar with Disinfectant Neutraliser              | <b>Storage temperature</b>    | 8°C-15°C      |
| <b>Growth characterisitc</b> | Varied, purple/pink colonies                         | <b>Shelf life</b>             | 6 months      |

### Plate Count Agar and Violet Red Bile Glucose Agar with Disinfectant Neutraliser Agent

TV dipslides are semi-quantitative microbiological monitoring tools that makes life easier for the food industry. Designed to take the guesswork out of assessing the microbial load and Enterobacteriaceae levels in food processing. TV dipslides are composed of two sides: one with Plate Count Agar and one with Violet Red Bile Glucose Agar. With the addition of disinfectant neutraliser agents, together the TV dipslides provide a comprehensive tool for food industry sampling – and all within 24 to 48 hours.



**TV**

**SKU: 10010173**

|                              |  |                               |               |
|------------------------------|--|-------------------------------|---------------|
| <b>Detection</b>             | TVC bacterial, Enterobacteriaceae              | <b>Incubation temperature</b> | 35°C          |
| <b>Media colour side 1</b>   | Straw  | <b>Incubation period</b>      | 24-48 hrs     |
| <b>Media colour side 2</b>   | Purple   | <b>Pack size</b>              | X10 dipslides |
| <b>Media side 1</b>          | Plate Count Agar with Disinfectant Neutraliser | <b>Dipslide style</b>         | Large pushfit |
| <b>Media side 2</b>          | VRBG Agar with Disinfectant Neutraliser        | <b>Storage temperature</b>    | 8°C-15°C      |
| <b>Growth characterisitc</b> | Varied, Purple/pink colonies                   | <b>Shelf life</b>             | 6 months      |



**TVLN**  
**SKU: 10010174**



**Plate Count Agar with TTC (Red spot dye) and Violet Red Bile Lactose Agar with Disinfectant Neutraliser Agent**

Introducing our TVLN dipslides, this product is designed to help food industry receive accurate and detailed results when it comes to monitoring total count and Enterobacteriaceae. The dipslides are made using Plate Count Agar with TTC (Red spot dye) on side one and Violet Red Bile Lactose Agar on side two. Together, they provide a comprehensive overview of a food industry sampling – and all within 24 to 48 hours.

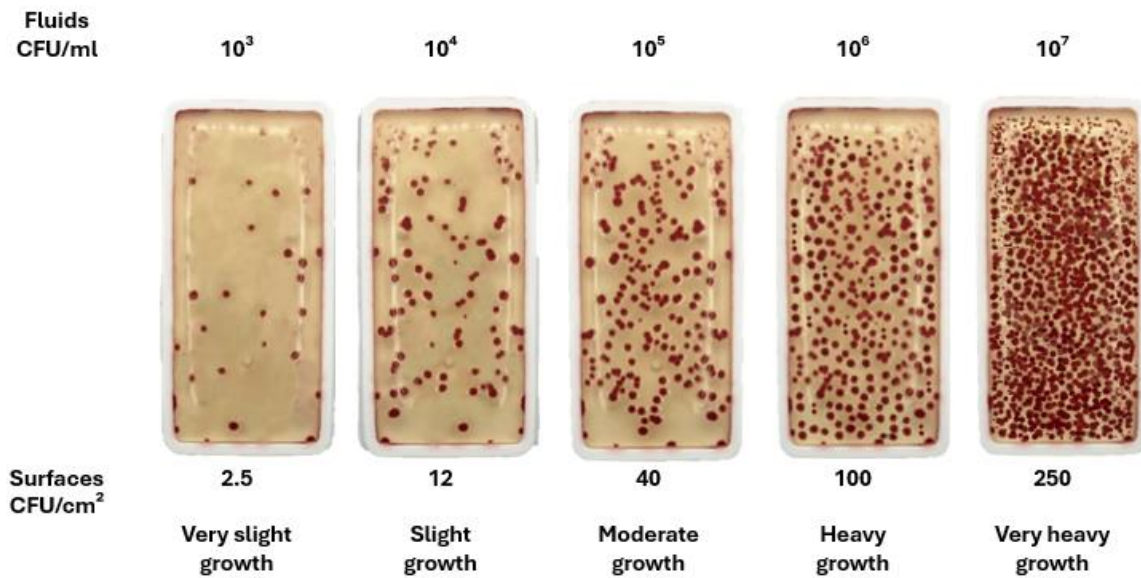
|                              |  |                               |               |
|------------------------------|--|-------------------------------|---------------|
| <b>Detection</b>             | TVC bacterial, Enterobacteriaceae                    | <b>Incubation temperature</b> | 35°C          |
| <b>Media colour side 1</b>   | Straw  | <b>Incubation period</b>      | 24-48 hrs     |
| <b>Media colour side 2</b>   | Purple   | <b>Pack size</b>              | X10 dipslides |
| <b>Media side 1</b>          | Plate Count Agar with TTC & Disinfectant Neutraliser | <b>Dipslide style</b>         | Large pushfit |
| <b>Media side 2</b>          | VRBL Agar with Disinfectant Neutraliser              | <b>Storage temperature</b>    | 8°C-15°C      |
| <b>Growth characterisitc</b> | Red/varied, purple/pink colonies                     | <b>Shelf life</b>             | 6 months      |

**CAN'T FIND WHAT  
YOU ARE LOOKING  
FOR?**

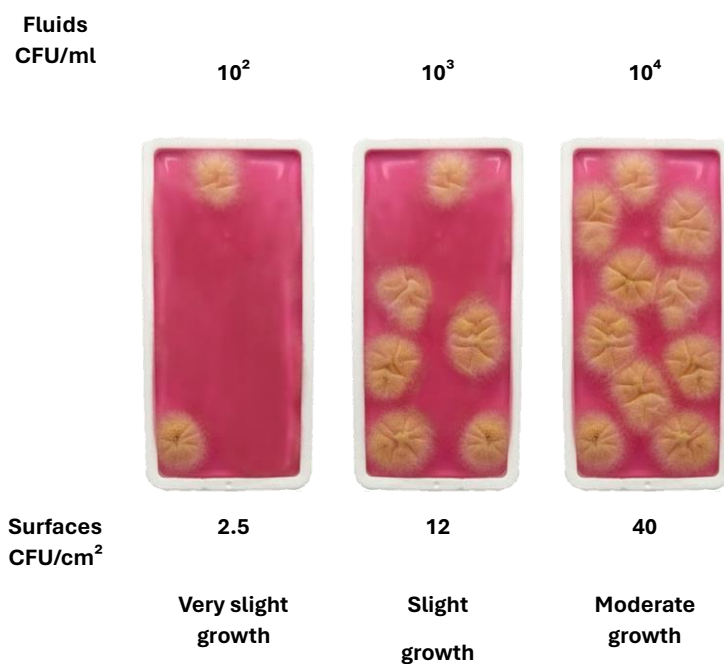
Contact our team today to discuss  
bespoke dipslides.

# RESULT INTERPRETATION

## BACTERIAL INTERPRETATION CHART



## FUNGAL INTERPRETATION CHART



Easy to use growth comparison charts are provided with every box of Dimanco dipslides, allowing for clear, concise result interpretation for users even with no microbiology training.

Have any questions regarding growth interpretation? Our microbiology technical team are always happy to help.


OUR

# MICROBIAL CORROSION TEST KITS

## Nitrite Reducing Bacteria (NRB) Test Kit

NRB Test Kits are fast, efficient, and easy to use for the detection of such Nitrite Reducing Bacteria, with a large window of detection from bacterial concentrations as little as  $>10$  NRB cfu/ml up to  $>10^9$  NRB cfu/ml. The selective culture media highlights the presence of Sulphate Reducing Bacteria via a pink colour change.

- 10 tests per box
- Easy to follow instruction leaflet
- Semi-quantitative
- Small sample requirement (2ml)



## NRB

SKU: 10010332

|                              |  |                               |               |
|------------------------------|--|-------------------------------|---------------|
| <b>Detection</b>             | Nitrite Reducing Bacteria                  | <b>Incubation temperature</b> | 30°C          |
| <b>Media colour</b>          | Orange                                     | <b>Incubation period</b>      | Upto 5 days   |
| <b>Media type</b>            | Potassium Nitrite Agar                     | <b>Pack size</b>              | X10 test kits |
| <b>Growth characterisitc</b> | Pink colouration of agar, bubble formation | <b>Storage temperature</b>    | 8°C-15°C      |
| <b>Shelf life</b>            | 9 months                                   |                               |               |



## SRB

SKU: 10010357

## Sulphate Reducing Bacteria (SRB) Test Kit

SRB Test Kits are fast, efficient, and easy to use for the detection of such Sulphate Reducing Bacteria, with a large window of detection from bacterial concentrations as little as  $>10$  SRB cfu/ml up to  $>10^4$  SRB cfu/ml. The selective culture media highlights the presence of Sulphate Reducing Bacteria via a black colour change.

- 10 tests per box
- Easy to follow instruction leaflet
- Semi-quantitative
- Small sample requirement (2ml)

|                              |                            |                               |               |
|------------------------------|----------------------------|-------------------------------|---------------|
| <b>Detection</b>             | Sulphate Reducing Bacteria | <b>Incubation temperature</b> | 30°C          |
| <b>Media colour</b>          | Straw                      | <b>Incubation period</b>      | Upto 6 days   |
| <b>Media type</b>            | Iron Sulphite Agar         | <b>Pack size</b>              | X10 test kits |
| <b>Growth characterisitc</b> | Black colouration of agar  | <b>Storage temperature</b>    | 8°C-15°C      |
| <b>Shelf life</b>            | 9 months                   |                               |               |



# PLACING AN ORDER

Making sure that our customers get exactly what they expect is paramount to Dimanco. Upon your first order with us we will ask how you wish for your boxes to be displayed, i.e. Labelling, Inserts, Outer Packaging, etc. This could mean that your customers can receive goods that relate directly back to your organisation, therefore making a brand for yourself. On the other hand, we can minimise the outer appearance which means you can not only reduce your cost but have a more generic packaging to possibly appeal to a larger market – the choice is yours.

Once we have an order from you, our process is to reply to your message with the scheduled despatch date, this will be the day of shipment. For all UK customers we operate on a next day delivery service and for rest of world will be dependent on your location, though we are able to offer differing levels of service as per your requirements. We can accommodate all your shipping needs - should you wish to utilise your own carrier, then please just let us know whom will be collecting your items and when. There will be not admin charge of any sort for this service. If, however, you are looking to outsource your shipping, we will always look to get you the best deal we can. Currently we have many carriers that we work with on a regular basis who ship all over the world. This means you don't have to worry about anything after your order, just sit back and wait for your goods to arrive!

When you are looking for a price on your products, please feel free to reach out and request a quotation. We will take the time to customize each quotation based on your own individual requirements. Just let us know the products that you are interested in and the quantities you expect to use in a defined period (weekly, monthly or yearly). This way you can be assured to obtain the best price. If you are already receiving slides from outside of our client base, then let us know and will again try to be as competitive as possible to suit your needs.

For many of our products, we manufacture them on a regular basis, so can accommodate larger and smaller orders. Though for some of our more unique items in our range, we do require a minimum order quantity, this is due to the size of our smallest production slots, contact us for more details on which these products are. Our lead times can be seasonal, so during the warmer months it could be anywhere between 8-12 weeks whereas winter may be 6-8. With this in mind and to avoid any disappointment, we advise all of our clients to place standing orders to ensure goods arrive when expected, with cancellation available up to 4 weeks prior to despatch date.

We welcome all enquires and each of our customers will be treated with the upmost respect.

Look forward to hearing from you soon.

Best Wishes

Dimanco Team

# CONTACT US FOR ANY QUERY OR QUESTIONS



## HEAD OFFICE

Dimanco Ltd  
Unit 24 Henlow Industrial Estate  
Henlow  
Bedfordshire  
SG16 6DS  
United Kingdom

Tel; +44 1462 813933

Website; [www.dimanco.com](http://www.dimanco.com)

Email; [dipslides@dimanco.com](mailto:dipslides@dimanco.com)

